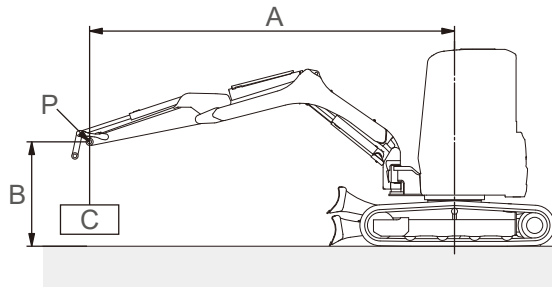


ViO30-6B/ViO35-6B Lifting Capacity



With: Canopy and rubber track
Without: Quick coupler and bucket

A: Reach from swing center line [m (in.)]

B: Load point height [m (in.)]

C: Lifting load [kg (lbs.)]

P: Load point

 : Rating over front









 : Rating over side or 180 degrees

ViO30-6B

Loads shown in table include weight of standard bucket [ViO30-6B: 86kg (190lbs.), ViO35-6B: 89kg (196lbs.)] and quick coupler [50kg (110lbs.)].









Blade on ground

Unit: kg (lbs.)

A [m (in.)]	Max.		3.0 (118.1)		2.5 (98.5)		2.0 (78.7)	
B [m (in.)]								
3.0 (118.1)	*760 (1675)	390 (859)	*600 (1322)	*600 (1322)	–	–	–	–
2.5 (98.5)	*760 (1675)	330 (727)	*710 (1565)	540 (1190)	–	–	–	–
2.0 (78.7)	*780 (1719)	280 (617)	*850 (1873)	490 (1080)	*900 (1984)	700 (1543)	–	–
1.0 (39.4)	*830 (1829)	270 (595)	*1180 (2601)	450 (992)	*1530 (3373)	600 (1322)	–	–
0 (0)	*870 (1918)	270 (595)	*1300 (2866)	400 (881)	*1680 (3703)	550 (1212)	*2170 (4784)	780 (1719)
-1.0 (-39.4)	*950 (2094)	340 (749)	*1180 (2601)	400 (881)	*1560 (3439)	570 (1256)	*1870 (4122)	760 (1675)
-1.5 (-59.1)	*930 (2050)	460 (1014)	–	–	*1250 (2755)	580 (1278)	*1690 (3725)	810 (1785)

Blade above ground









Unit: kg (lbs.)

A [m (in.)]	Max.		3.0 (118.1)		2.5 (98.5)		2.0 (78.7)	
B [m (in.)]								
3.0 (118.1)	510 (1124)	390 (859)	*600 (1322)	*600 (1322)	–	–	–	–
2.5 (98.5)	430 (947)	330 (727)	*710 (1565)	540 (1190)	–	–	–	–
2.0 (78.7)	390 (859)	280 (617)	660 (1455)	490 (1080)	*900 (1984)	700 (1543)	–	–
1.0 (39.4)	360 (793)	250 (551)	610 (1344)	430 (947)	820 (1807)	580 (1278)	–	–
0 (0)	360 (793)	270 (595)	570 (1256)	400 (881)	750 (1653)	520 (1146)	1120 (2469)	760 (1675)
-1.0 (-39.4)	460 (1014)	330 (727)	550 (1212)	400 (881)	750 (1653)	540 (1190)	1060 (2336)	730 (1609)
-1.5 (-59.1)	610 (1344)	450 (992)	–	–	780 (1719)	570 (1256)	1080 (2380)	780 (1719)

ViO35-6B









Blade on ground

Unit: kg (lbs.)

A [m (in.)]	Max.		3.5 (137.8)		3.0 (118.1)		2.5 (98.5)	
B [m (in.)]								
3.0 (118.1)	*780 (1719)	460 (1014)	*740 (1631)	580 (1278)	*730 (1609)	*730 (1609)	–	–
2.0 (78.7)	*800 (1763)	390 (859)	*870 (1918)	580 (1278)	*970 (2138)	720 (1587)	*1130 (2491)	*1130 (2491)
1.0 (39.4)	*820 (1807)	340 (749)	*1060 (2336)	510 (1124)	*1310 (2888)	660 (1455)	*1730 (3813)	970 (2138)
0 (0)	*850 (1873)	360 (793)	*1180 (2601)	510 (1124)	*1460 (3218)	610 (1344)	*1820 (4012)	1100 (2425)
-1.0 (-39.4)	*880 (1940)	420 (925)	*1090 (2403)	490 (1080)	*1340 (2954)	600 (1322)	*1680 (3703)	820 (1807)
-1.5 (-59.1)	*870 (1918)	490 (1080)	*930 (2050)	490 (1080)	*1170 (2579)	610 (1344)	*1420 (3130)	820 (1807)
-2.0 (-78.7)	*840 (1851)	660 (1455)	–	–	–	–	–	–

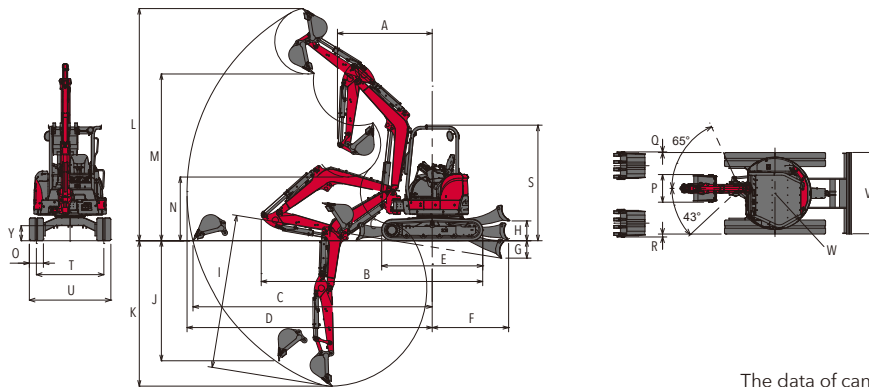
Blade above ground

Unit: kg (lbs.)

A [m (in.)]	Max.		3.5 (137.8)		3.0 (118.1)		2.5 (98.5)	
B [m (in.)]								
3.0 (118.1)	480 (1058)	450 (992)	600 (1322)	580 (1278)	*710 (1565)	*710 (1565)	–	–
2.0 (78.7)	410 (903)	370 (815)	580 (1278)	570 (1256)	750 (1653)	700 (1543)	*1110 (2447)	*1110 (2447)
1.0 (39.4)	360 (793)	340 (749)	540 (1190)	510 (1124)	690 (1521)	640 (1410)	900 (1984)	820 (1807)
0 (0)	370 (815)	360 (793)	510 (1124)	480 (1058)	640 (1410)	600 (1322)	850 (1873)	780 (1719)
-1.0 (-39.4)	420 (925)	400 (881)	490 (1080)	460 (1014)	630 (1388)	600 (1322)	840 (1851)	760 (1675)
-1.5 (-59.1)	510 (1124)	480 (1058)	490 (1080)	480 (1058)	640 (1410)	610 (1344)	840 (1851)	760 (1675)
-2.0 (-78.7)	670 (1477)	640 (1410)	–	–	–	–	–	–

Note :
The lifting load with the asterisk (*) mark is limited by hydraulic lifting capacity rather than tipping. The lifting capacity shown in the above list is based on the ISO Standard No. 10567 and represents either 87% of hydraulic lifting capacity or 75% of tipping load, which is smaller.

● Dimensions



Rubber track specification
The data of canopy and cabin spec are the same.
Unit: mm (in.)

		A <at boom swing>	B	C	D	E	F	G	H	I	J	K	L	M	N	O	P	Q	R	S	T	U	V	W	Y
ViO30-6B	With quick coupler	2200 (86.6) <1980 (78.0)>	4520 (178.0)	4890 (192.5)	5020 (197.6)	2160 (85.0)	1480 (58.3)	325 (12.8)	375 (14.8)	3110 (122.4)	2160 (85.0)	2970 (116.9)	4710 (185.4)	3010 (118.5)	1110 (43.7)	300 (11.8)	540 (21.3)	85 (3.3)	135 (5.3)	2460 (96.9)	1250 (49.2)	1550 (61.0)	775 (30.5)	320 (12.6)	
	Without quick coupler	2050 (80.7) <1840 (72.4)>	4470 (176.0)	4730 (186.2)	4870 (191.7)		2950 (116.1)	2290 (90.2)	2820 (111.0)	4550 (179.1)	3160 (124.4)	1230 (48.4)													
ViO35-6B	With quick coupler	2170 (85.4) <1950 (76.8)>	4770 (187.8)	5270 (207.5)	5390 (212.2)	2160 (85.0)	1630 (64.2)	370 (14.6)	425 (16.7)	3440 (135.4)	2410 (94.9)	3250 (128.0)	5110 (201.2)	3410 (134.3)	1240 (48.8)	300 (11.8)	590 (23.2)	15 (0.6)	65 (2.6)	2470 (97.2)	1440 (56.7)	1740 (68.5)	775 (30.5)	320 (12.6)	
	Without quick coupler	2020 (79.5) <1810 (71.3)>	4730 (186.2)	5110 (201.2)	5230 (205.9)		3290 (129.5)	2560 (100.8)	3100 (122.0)	4960 (195.3)	3560 (140.2)	1360 (53.5)													

● Specifications

MODEL				ViO30-6B				ViO35-6B							
TYPE				With quick coupler		Without quick coupler		With quick coupler		Without quick coupler					
				Canopy	Cabin	Canopy	Cabin	Canopy	Cabin	Canopy	Cabin				
WEIGHT	Operating weight	Rubber track	kg (lbs.)	3175 (7000)	3315 (7308)	3125 (6889)	3265 (7198)	3585 (7905)	3725 (8214)	3535 (7795)	3675 (8103)				
		Steel track	kg (lbs.)	3275 (7220)	3415 (7529)	3225 (7110)	3365 (7419)	3685 (8125)	3825 (8434)	3635 (8015)	3775 (8324)				
ENGINE	Type	Vertical 3-cylinder water-cooled direct injection diesel engine													
	Model	3TNV88-ZSBV													
	Rated output, gross	kW (HP) /rpm		20.4 (27.3) / 2200											
BUCKET	Capacity, standard	cu.m (cu.ft)		0.10 (3.53)				0.11 (3.88)							
	Width, standard	mm (in.)		540 (21.3)				590 (23.2)							
PERFORMANCE	Max. digging force	Bucket	kN (lbs.)	23.5 (5283)				29.9 (6722)				25.1 (5643)		32.1 (7216)	
		Arm	kN (lbs.)	16.7 (3754)				18.1 (4069)				18.8 (4226)		20.4 (4586)	
	Max. digging depth <at the blade down>	mm (in.)		2970 (116.9) <3110 (122.4)>				2820 (111.0) <2950 (116.1)>				3250 (128.0) <3440 (135.4)>		3100 (122.0) <3290 (129.5)>	
		mm (in.)		2160 (85.0)				2290 (90.2)				2410 (94.9)		2560 (100.8)	
	Max. vertical wall digging depth	mm (in.)		4710 (185.4)				4550 (179.1)				5110 (201.2)		4960 (195.3)	
	Max. cutting height	mm (in.)		3010 (118.5)				3160 (124.4)				3410 (134.3)		3560 (140.2)	
	Max. dumping height	mm (in.)		4890 (192.5)				4730 (186.2)				5270 (207.5)		5110 (201.2)	
	Max. digging radius of the ground	mm (in.)		2200 (86.6) <1980 (78.0)>				2050 (80.7) <1840 (72.4)>				2170 (85.4) <1950 (76.8)>		2020 (79.5) <1810 (71.3)>	
	Boom swing angle: left / right	degrees		43 / 65											
SPEED	Travel speed: high / low	Rubber track	km/h (mph)	4.5 (2.7) / 2.7 (1.6)											
		Steel track	km/h (mph)												
	Swing speed	rpm		10.5				9.5							
GROUND PRESSURE	With standard track	Rubber track	kPa (PSI)	29.3 (4.25)	30.6 (4.44)	28.9 (4.19)	30.1 (4.37)	33.1 (4.80)	34.3 (4.97)	32.7 (4.74)	33.9 (4.92)				
		Steel track	kPa (PSI)	30.2 (4.38)	31.4 (4.55)	29.8 (4.32)	31.0 (4.50)	34.0 (4.93)	35.2 (5.11)	33.6 (4.87)	34.8 (5.05)				
TANK CAPACITY	Fuel tank	L (gal)		41 (10.8)											
	Hydraulic oil tank	L (gal)		40 (10.6)											
HYDRAULIC SYSTEM	Pump displacement	L/min (gpm)		37.0 (9.9)×2 <Variable displacement pump> 20.9 (5.5)×1, 9.9 (2.6)×1 <Gear pump>				37.0 (9.8)×2 <Variable displacement pump> 26.2 (6.9)×1, 10.8 (2.9)×1 <Gear pump>							
	Relief set pressure	MPa (PSI)		20.6 (2988)×2, 19.6 (2843)×1				22.1 (3205)×2, 21.1 (3060)×1							
	Max. P.T.O. output	L/min (gpm)		58.3 (15.4)				63.2 (16.7)							

All data are subject to change without notice. Note that the standard equipment may vary. Consult your YANMAR dealer for confirmation.

YANMAR COMPACT EQUIPMENT



yanmar.com

Printed in Japan
031D0-G01370 2208®